


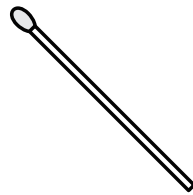
코로나19 항원 자가 검사

1

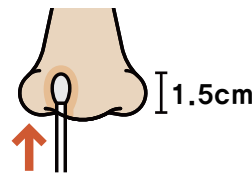


면봉을 꺼내요

2

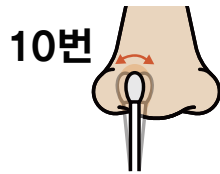


면봉을

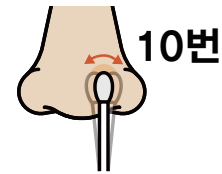


콧구멍에 1.5cm 넣어요

3

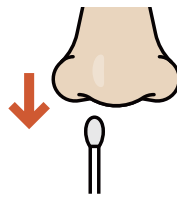


오른쪽 콧구멍을
면봉으로 10번 문질러요



왼쪽 콧구멍을
면봉으로 10번 문질러요

4



콧속에서 면봉을 꺼내요

5



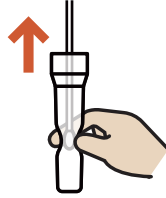
면봉을 용액통에 넣어요

6



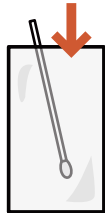
면봉을 10번 저어요

7



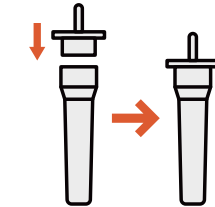
면봉을 쥐고 짜서 용액통에서 꺼내요

8



면봉을 비닐에 담아요

9



노즐캡을 닫아요

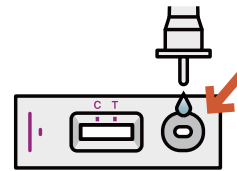
10



디바이스에



4방울




떨어뜨려요

11

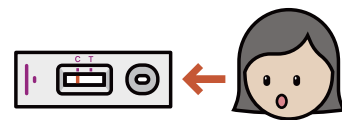


15분

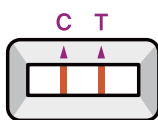


기다려요

12

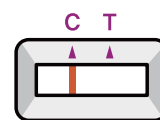


결과를 봐요



양성(+)

코로나에 걸렸어요



음성(-)

코로나에 안 걸렸어요